

H. Q. Mitchell - Marileni Malkogianni - Konstantina Vasileiou

TOP STARS

for KAZAKHSTAN
STUDENT'S BOOK



3

Қазақстан Республикасының Оқу-ағарту министрлігі ұсынған
Рекомендовано Министерством просвещения Республики Казахстан
Recommended by the Ministry of Education of the Republic of Kazakhstan

H. O. Mitchell - Marileni Malkogianni - Konstantina Vasileiou

TOP STARS

for KAZAKHSTAN

STUDENT'S BOOK



Dear student,

Welcome to this course which is especially designed for Kazakhstan.

Together we will learn to explore, think critically and work with others, we will travel to other countries, be creative, sing, and have fun!

So get ready to begin this year with an exciting journey through English.

Have a great school year!

21st century competencies

-  intercultural awareness
-  critical thinking
-  autonomous learning
-  communication
-  cooperation
-  creativity
-  ICT literacy
-  personal and social responsibility

Explanation of symbols

-  = recorded material
-  = dictionary

Abbreviations







- adj.** = adjective
- n.** = noun
- num.** = number
- phr.** = phrase
- phr. v.** = phrasal verb
- prep.** = preposition
- v.** = verb
- e.g.** = for example
- excl.** - exclamation
- p.** = page
- CLIL** = Content and Language Integrated Learning







CONTENTS



	Grammar	Vocabulary	Phonics	Cross Curricular Connections / 21st century competencies
<p>Module 1 HELLO ENGLISH! p. 6</p> <p>Greetings and names About me</p>	Personal subject pronouns The verb <i>be</i> (affirmative) What's your name? I'm... / My name is... How are you? Fine, thanks. How old are you? Where are you from?	The Alphabet Greetings Imperatives Numbers 1-10 Countries Colours	the alphabet short a /æ/ cat, hat, van	<p>Geography, Art (Flags)</p>
p. 18	<i>Culture Page 1</i>	<p>An Interview </p>		
<p>Module 2 MY SCHOOL p. 20</p> <p>My schoolbag My classroom and classroom activities</p>	Imperatives Article (<i>a/an</i>) The verb <i>have got</i> (affirmative/negative) What's this/that? this/that/these/those There's.... / There are.... Prepositions of place (<i>on, in, under</i>) Plural forms (-s, -es)	Classroom language Classroom objects Items in a house Numbers 11-20	the alphabet short e /e/ pen, desk, chest	<p>Maths (Calculations)</p>
p. 30	<i>Story 1 (Modules 1-2)</i>	<p>Value <i>Learn and play every day!</i> </p>		
<p>Module 3 PEOPLE I LOVE p. 32</p> <p>My family My friends</p>	The verb <i>be</i> (negative/questions / short answers) Who's that? It's... The verb <i>have got</i> (affirmative/negative/questions / short answers) There isn't/aren't... Object pronouns (<i>me, it</i>) What's the time? It's... Present Simple (affirmative - I) Prepositions of time (<i>on, at</i>)	Family members Adjectives Physical appearance Actions Time (o'clock) Days of the week	the alphabet voiced th /ð/ brother, that unvoiced th /θ/ three, Thelma	<p>Social Studies (My Family)</p>
p. 42	<i>Culture Page 2</i>	<p>Famous people from Kazakhstan </p>		

	Grammar	Vocabulary	Phonics	Cross Curricular Connections / 21st century competencies
<p>Module 4 WEATHER p. 44</p> <p>Seasons and Weather Clothes I wear</p>	<p>Present Simple (affirmative/negative/questions / short answers) Prepositions of time (<i>in</i>) Object pronouns (<i>him, her</i>) Articles (<i>a/an, the</i>) Give me (my coat), please.</p>	<p>Seasons Actions Weather Clothes</p>	<p>ir /ɜ:/ shirt, skirt</p> <p>or /ɔ:/ short</p>	<p>Social Studies (Traditional Costumes)</p> 
p. 54	Story 2 (Modules 3-4)	Value Spend time with your friends. 		
<p>Module 5 MY FREE TIME p. 56</p> <p>I can do this! My toys and sports. I like...</p>	<p>The verb <i>can</i> for ability (affirmative/negative) <i>Let's...</i> <i>go + verb + -ing</i> <i>like + verb + -ing</i> Present Simple (negative) Articles (<i>a/an, the</i>)</p>	<p>Actions Animals Sports Toys Colours</p>	<p>short i /ɪ/ six, big, fish</p> <p>short o /ɒ/ dolls, dog</p>	<p>Social Studies (Kite Flying)</p> 
p. 66	Culture Page 3	A traditional game from Kazakhstan 		
<p>Module 6 HEALTH p. 68</p> <p>Body parts Healthy food</p>	<p>The verb <i>have got</i> (questions / short answers) Irregular plurals Present Simple (questions / short answers) <i>this/that/these/those</i> <i>there is/are (negative/ questions / short answers)</i></p>	<p>Parts of the face/body Food and drink</p>	<p>ch /tʃ/ cheese, chicken</p> <p>sh /ʃ/ fish</p>	<p>Health (My Plate)</p> 
p. 78	Story 3 (Modules 5-6)	Value Share moments with family and friends. 		

	Grammar	Vocabulary	Phonics	Cross Curricular Connections / 21st century competencies
<p>Module 7 BUILDINGS p. 80</p> <p>My house, my room and objects Buildings in our town</p>	<p>Prepositions of place (<i>on, under, in, next to, between, behind</i>) Adverbs of place (<i>here, there</i>) <i>there is/are</i> (affirmative/negative/questions / short answers) Articles (<i>a/an, the</i>) <i>What's this/that? This/That is... What are these/those? These/Those are...</i> <i>The verb have got</i> Plurals (-s, -es, -ves)</p>	<p>Items in a house Rooms of a house Toys Numbers 20-100 Places in a town/city</p>	<p>long a /eɪ/ skateboard, table</p>	<p>Geography (Wonderful Cities)</p> 
p. 90	Culture Page 4	<p>Day and Night in Astana</p> 		
<p>Module 8 MY HOLIDAYS p. 92</p> <p>Family holidays Transport</p>	<p>Who / Where / When / What Prepositions of place (<i>in front of, opposite, near</i>) The verb <i>can</i> for ability (questions / short answers) Prepositions of time (<i>in, on, at</i>) How do you get there? By... How much is/are...?</p>	<p>Geographical features Means of transport Souvenirs Prices Actions</p>	<p>short o /ɒ/ bus stop, opposite</p> <p>long o /əʊ/ photo</p>	<p>Maths (Different currencies)</p> 
p. 102	Story 4 (Modules 7-8)	<p>Value <i>Forgive other people.</i></p> 		
p. 104	Earth Day			
p. 105	Wordlist			



HELLO ENGLISH!

ALPHABET

Lesson 1

1 Listen and repeat. Then read and say the letter and the sound. 

Aa

/ei/

Bb

/bi:/

Cc

/si:/

Dd

/di:/

Ee

/i:/

Ff

/ef/

Gg

/dʒi:/

Hh

/etʃ/

Ii

/ai/

Jj

/dʒeɪ/

Kk

/keɪ/

Ll

/el/

2 Circle.

A	C	J	A	B	E
D	B	F	K	D	L
C	E	F	I	G	C

a	j	a	e	l	k
d	g	d	a	b	i
c	h	c	f	b	h

3 Match.



4 Write.

1. A a

2. D _____

3. _____ h

4. _____ k

5. L _____

Lesson 2

- 1 Listen and repeat. Then read and say the letter and the sound. 

Mm

/em/

Nn

/en/

Oo

/əʊ/

Pp

/pi:/

Qq

/kju:/

Rr

/ɑ:(r)/

Ss

/es/

Tt

/ti:/

Uu

/ju:/

Vv

/vi:/

Ww

/dʌblju:/

Xx

/eks/


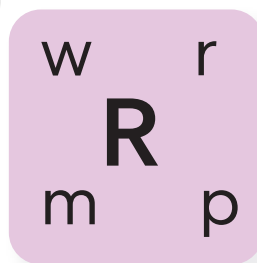
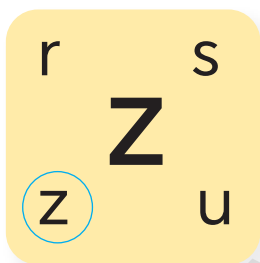
Yy

/wai:/


Zz

/zed/

- 2 Circle.



- 3 Match.



- 4 Write.


1. N n

2. P _____

3. _____ t

4. _____ x

5. Z _____



LET'S START!

Lesson 3

© copyright MM Publications

Greetings and names

1 Listen, point and say. 



Hello / Hi



Goodbye /
Bye-bye

2 Listen, point and sing. 

What's Your Name?

Hello! Hello!
I'm James.
What's your name?

Hi, James!
My name is Tai.
Hello! Hi! Hello! Hi!

Goodbye, James!
Goodbye, Tai!
Bye-bye! Bye-bye!



Images from 123RF and Shutterstock

3 Listen and number (1-3). 



GRAMMAR

What's your name?
I'm Adil. / My name is Adil.
You're Madina.

What's = What is
I'm = I am
You're = You are

4 Look, read and write.

You're I'm What's



1. _____ Andy.

2. _____ Jim.

3. Hello! _____
your name?

5  Say.



Hello!
I'm Arman. What's your name?

Hi!
My name is Talgat.





BEST FRIENDS

Lesson 4

Greetings and names

1 Listen, point and say.



friend



Listen!



Look!



Come here!



2 Look at the pictures and answer: *What has Mia got in her bag?* Then listen and read.



Images from 123RF and Shutterstock

© copyright MM Publications

3 Listen and put a ✓ or an ✗. 



GRAMMAR



How are you? Fine, thanks.
.....

This is Tom. He's my friend.
.....



This is Jenny. She's my friend.
.....

He's = He is She's = She is It's = It is

4 Read and circle.

- How / What's your name?
- This is Tom. He's / It's my friend.
- This is Mia. He's / She's my friend.

5  Act out the dialogue.



Hello! I'm Zippy.

How are you?

Hi! I'm Leila.

Fine, thanks. This is Banu. She's my friend.





About me

1 Listen, point and say.



1 one	2 two	3 three	4 four	5 five
6 six	7 seven	8 eight	9 nine	10 ten

2 Listen and read.



Snow White





3 Listen and tick (✓). 

1  



a b

2  

a b

3  

a b

4  

a b



GRAMMAR

How old are you?

.....
We're = We are

I'm eight.
You're seven.

We're seven.



4 Look and write. How old are you?



1. I'm _____.



2. I'm _____.



3. I'm _____.

5 Read and circle.

1. My name's Serik. I'm / We're six.
2. I'm Leila and this is Alina. We're / You're ten.

6  Write your age. Then say.



How old are you?

I'm eight.





PLAY AND WRITE

Lesson 6

About me

1 Listen, point and say.



Kazakhstan



the UK



China



GRAMMAR

Where are you from? I'm from Kazakhstan.

They're from the UK.

.....
They're = They are

2 Choose and say.



Leila



Brad



Chen

Mei



Adil

Banu



Lin



Mia

She's nine. She's from Kazakhstan.

It's Leila.





1 Listen and repeat.

A cat with a hat in a van.




cat



hat



van



PROJECT

2 Listen and read.



That's me!

Hello, I'm Darina.
I'm eight.
I'm from Kazakhstan.

Writing tip

We always write I in capitals.
e.g. *I'm Darina.*

3



Go to WB p. 13. Do the project and present it. Then ask and answer with your partner.

What's your name?

I'm Alma.

How old are you?

I'm eight.

Where are you from?

I'm from Kazakhstan.





Geography



Art

1 Listen, point and say.



flag



red



blue



yellow



green



white



black

2 Look at the flags and name the countries. Then listen and read.

Flags! Flags! Flags!



Hi, I'm Talgat. I'm from Kazakhstan. This is my flag. It's blue and yellow.



Hello, I'm Harry. I'm from the UK. This is my flag. It's blue, red and white.



I'm Mei. I'm from China. This is my flag. It's red and yellow.

3 Look and match.



1 Look and write.

Listen Goodbye Come here
~~Hello~~ Look



1. Hello !



2. _____ !



3. _____ !



4. _____ !



5. _____ !

2 Listen and match.

1. Jim 2. Lucy 3. Gary



3 Read and write **am/is/are**.



1. This is Madina.
 She _____ nine.



2. I _____ Alina.



3. They _____ my friends.



4. This _____ Bao.
 He _____ from China.

4 Read and match (1-6) to (a-f).

1. Hello!
2. How are you?
3. What's your name?
4. How old are you?
5. Where are you from?
6. Bye-bye!

- a. I'm seven.
- b. I'm Kelly.
- c. Hi!
- d. Goodbye!
- e. Fine, thanks.
- f. I'm from the UK.

Flick through the module and find the



BFF video





CULTURE PAGE 1

Lesson 10

1



Listen and read. 



Hello!

How are you?

What's your name?

How old are you, Amina?

Where are you from?

Goodbye.

Hi!

Fine, thanks.

I'm Amina.

I'm eight.

I'm from Kazakhstan.

Bye.



Image from Shutterstock

© copyright MM Publications

2

Read and circle **a** or **b**.

What's your name?

1



a. My name is Helen.

b. This is Anna.

How old are you?

2



a. I'm eight.

b. I'm Alma.

How are you?

3



a. Bye-bye.

b. Fine, thanks.

Where are you from?

4




a. Hello!


b. I'm from Kazakhstan.

Lesson 11


1 Look and complete.



2 Look and complete.



3 Play a game.



4 Sing. 

abcdefghijklmnopqrstuvwxyz

2 MY SCHOOL

LET'S START!

Lesson 1

My classroom and classroom activities

1 Listen, point and say. 



Stand up!



Sit down!



Open your book!



Close your book!




Give me an umbrella!




orange

2 Listen and read. 

In the Classroom!

1  Open your book!

2  Close your book!

3  Stand up!

4  Sit down!

Images from 123RF and Shutterstock

© copyright MM Publications



GRAMMAR



Open your book!



It's **a** book.



It's **an** orange.

3

Listen and number (1-4).



a



b



c



d

4

Look at activity 3 and write.

a. Open your book!

b. _____

c. _____

d. _____

5

Read and write **a** / **an**.

1. It's ___ book. 2. It's ___ umbrella. 3. It's ___ orange. 4. It's ___ flag.

6



Say and do.

Open your book!



2



BEST FRIENDS

Lesson 2

My schoolbag

1 Listen, point and say. 



pen



pencil





bag



rubber



apple


2  Look at the pictures and answer: *What classroom objects have the children got?* Then listen and read. 



Images from Shutterstock

© copyright MM Publications


3 Read activity 2 again and match. Then point and say, *It's a...*



GRAMMAR

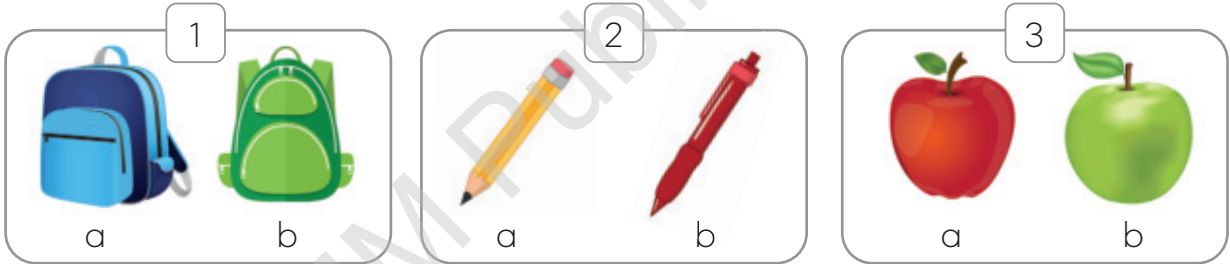
I've got a pencil.
I haven't got a pen.

You've got a bag.
You haven't got a rubber.



I've got = I have got
You've got = You have got
haven't = have not

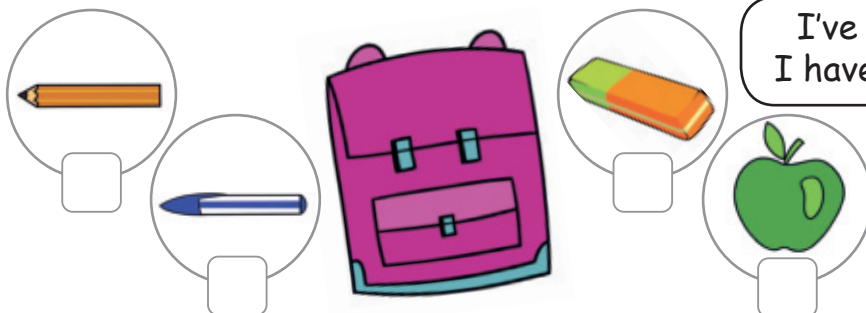
4 Listen and circle **a** or **b**.



5 Read and write **have** / **haven't**.

- I _____ got a rubber.
- I _____ got an apple.
- I _____ got a pen.
- I _____ got a pencil.

6 Tick (✓) what you have got in your bag. Then say.



I've got a pencil.
I haven't got a pen.



2







OUR WORLD

Lesson 3

My classroom and classroom activities

1 Listen, point and say. 



2   Look at the picture and answer: *What is strange about this school?* Then listen and read. 

A STRANGE SCHOOL



Batuk
Bangladesh

This is a boat. It's my school too.
Let's look in the classroom!



This is a bookcase and these are books.
This is a desk. That is a laptop
and that is a board.
What's in your classroom?



Images from 123RF and Shutterstock
© copyright MM Publications

<https://globalvoices.org/2020/02/14/floating-classrooms-bring-education-to-flooded-communities-in-bangladesh/>
<https://www.npr.org/sections/goatsandsoda/2018/09/12/646378073/floating-schools-make-survivors-get-to-class-when-the-water-rises>

3 Label the pictures.



1. _____

2. _____



3. _____

4. _____

4 Read and complete with **This**, **That**, **These** or **Those**.



1. These are boats.




2. _____ is a school.

3. _____ are laptops.



4. _____ is a board.



5 Look, ask and answer.



GRAMMAR

What's **this**?
It's a board.



This is a board.

What's **that**?
It's a boat.



That is a boat.


These are books.



Those are chairs.



2



PLAY AND WRITE

Lesson 4

1

Listen, point and say. 



bed



table



sofa



box

GRAMMAR

11 eleven

12 twelve

13 thirteen

14 fourteen

15 fifteen

16 sixteen

17 seventeen

18 eighteen

19 nineteen

20 twenty


There's a book
in the bag.



There are
eleven
pens **on**
the desk.



There are two boxes
under the bed.



2



Look at the picture and say.



There are twelve
books on the sofa.
They're red.



1 Read and say the letters and the sounds.

Aa Bb Cc Dd Ee Ff Gg Hh Ii Jj Kk Ll Mm
Nn Oo Pp Qq Rr Ss Tt Uu Vv Ww Xx Yy Zz

2 Listen and repeat.

A pen is on the desk. A chest is under the desk.

pen desk chest



PROJECT

3 Listen and read.

My Classroom

Hello, I'm Jim. I'm eight. There is a board. There are ten desks. There are twenty chairs. This is my bag. It's green.



Writing tip

All sentences start with a **CAPITAL** letter and finish with a full stop (.)
e.g. *This is my bag.*

4



Go to WB p. 25. Do the project and present it.

This is Arman.
He's eight.



Hello! There is a
board. There are eight
desks. This is my bag.
It's blue.



Maths

1 Listen, point and say. 



plus



minus



equals

2  What's in the classroom? Look, count and say.
Write the numbers.



a. fifteen books


d. _____ bags

b. _____ desks

e. _____ laptops

c. _____ pencils

f. _____ pens

3  Look at the pictures and write the numbers.
Then do the sums and say.





REVISION 2 Lesson 7

1 Look and write.

Stand up! pen table
Close your book! laptop



1. table



2. _____



3. _____



4. _____



5. _____

2 Listen and circle a or b.

1

a b

2

a b

3

a b

3 Read and write **this/that/these/those**.



1. What's _____ ?
It's a pencil.



3. What's _____ ?
It's a bookcase.



2. _____ are boats.



4. _____ are apples.

Flick through the module and find the

BFF video

THE NEW

1

Look at picture 5 and answer: *What is funny?*
Then listen and read. 



2

Read activity 1 and write **Yes** or **No**.

1. Lisa has got a rubber.

2. Lisa has got a pencil.

3. The pen is blue and red.

3

Read activity 1 and write.


friend school green

1. The kids are at _____.
2. Lisa has got a _____ bag.
3. Blue is Lisa's _____.



STUDENT

© copyright MM Publications



VALUE

Make new friends.

- Do you make new friends easily?

3



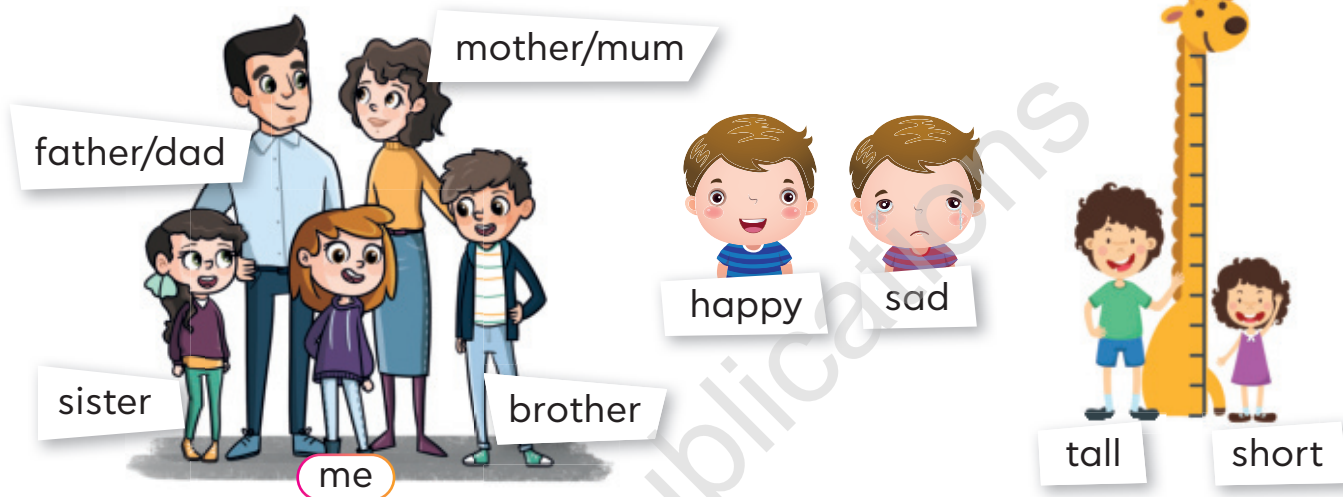
PEOPLE I LOVE

LET'S START!

Lesson 1

My family

1 Listen, point and say. 



2 Listen and read. 

Darina

Darina: Who's that?

Alma: It's my mum.

Darina: Is she happy?

Alma: Yes, she is.

This is my dad.

Darina: Is he tall?

Alma: Yes, he is.

This is my brother.


Darina: He isn't happy.

He's sad.

Alma



3 Listen and number (1-3). 



GRAMMAR

Are you happy?

Yes, I am. / No, I'm not.

Is he/she/it happy?

Yes, he/she/it is. / No, he/she/it isn't.

Are we/you/they happy? Yes, we/you/they are. / No, we/you/they aren't.

I'm not happy. He/She/It isn't happy.

We/You/They aren't happy.

Who's that? It's my mum. Who's = Who is

4 Read and complete with **am / is / are / isn't / aren't**.

1. Are you thirsty?

Yes, I _____.

2. _____ he tall?

No, he _____.

3. This _____ my dad.

4. _____ they sad?

No, they _____.

5



Draw your family. Then ask and answer questions with your partner.



Who's that?

Is she tall?



It's my mother.
She's happy.

No, she isn't.

3



BEST FRIENDS

Lesson 2

My friends

1 Listen, point and say. 



big



small



new



old

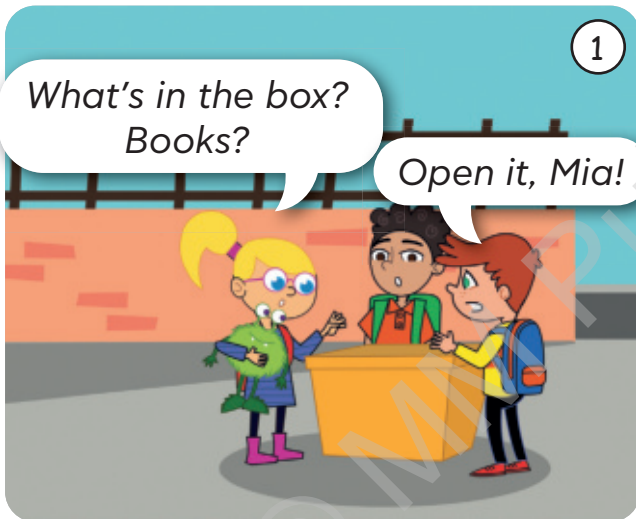


funny




glasses

2  Look at the pictures and answer: *What do the children find in the box?* Then listen and read. 




Images from 123RF and Shutterstock

© copyright MM Publications

3  Look up the words in a dictionary and find their meanings.

house play cool

4 Read activity 2 again and circle the correct answer.

1. What's in the box?
books / glasses
2. Are the glasses old?
Yes, they are. / No, they aren't.
3. Are they small? 
Yes, they are. / No, they aren't.

GRAMMAR

Have you got a pen?
Yes, I have. / No, I haven't.


There isn't a book on the desk.
There aren't three rubbers on the desk.

I'm funny.
Look at me!
That's a box! Open it!




5 Listen and tick (✓) a or b. 

1




a b

2




a b

3



a b


4










a b

6 Read and circle.

1. The box is small. Look at **me** / **it**.
2. I'm happy. Look at **me** / **it**.

7  Work in groups of three. Answer the questions about yourself and then interview your friends.

						
you						
friend 1						
friend 2						






My friends

1 Listen, point and say. 

eye



long hair



short hair



brown



cat

2  Look at the pictures and say what the texts are about. Then listen and read. 

MY FRIENDS



1

This is Emma. She has got long hair and brown eyes.



2

This is Henry. He hasn't got long hair. He has got short hair and green eyes.



Aruzhan



3

This is my cat. It hasn't got green eyes. It has got blue eyes. It's white.

3 Read activity 2 again and tick (✓) a or b.

1 **Emma**

a. She has got short hair.

b. She has got long hair.

2 **Henry**

a. He has got blue eyes.

b. He has got green eyes.

3 **Cat**

a. It has got blue eyes.

b. It has got brown eyes.



GRAMMAR

He/She/It has got big eyes.
He/She/It hasn't got small eyes.

4 Listen and number (1-4). 



5 Read and write **have** or **has**.

1. I have got short hair.

2. Jim _____ got blue eyes.

3. _____ you got big eyes?

4. Kate _____ got long hair.

6 Read and circle.

1. I **haven't** / **hasn't** got blue eyes.

2. Ayana **haven't** / **hasn't** got short hair.


7  Choose a student in your class and describe him/her.



This is Talgat. He hasn't got blue eyes.
He has got brown eyes. He hasn't got long hair. He has got short hair.



3



PLAY AND WRITE

Lesson 4

DAYS OF THE WEEK

Monday

Tuesday

Wednesday

Thursday

Friday

Saturday

Sunday

1 Listen, point and say. 



It's three o'clock.



get up



go to school



go to bed

GRAMMAR



What's the time? It's eleven o'clock.

What time do you get up? I get up at seven o'clock.

2   Choose and play.

What do they do on Monday?



Miras

get up at seven o'clock

go to school at eight o'clock

go to bed at nine o'clock



Onni

get up at eight o'clock

go to school at nine o'clock

go to bed at eight o'clock



Alma

get up at six o'clock

go to school at seven o'clock

go to bed at ten o'clock



Kelly

get up at eight o'clock

go to school at nine o'clock

go to bed at nine o'clock

What time do you get up on Monday?

What time do you go to bed?

You're Onni.

I get up at eight o'clock.

I go to bed at eight o'clock.

Yes.

1 Read and say the letters and the sounds.

Aa Bb Cc Dd Ee Ff Gg Hh Ii Jj Kk Ll Mm
Nn Oo Pp Qq Rr Ss Tt Uu Vv Ww Xx Yy Zz

2 Listen and repeat.

My brother Tom is **three**.

That is my cat, **Thelma**.

brother three that Thelma



PROJECT

3 Listen and read.



My days

On Monday, I get up at seven o'clock. I go to school at eight o'clock. I go to bed at nine o'clock.

On Sunday, I get up at nine o'clock. I go to bed at ten o'clock.



Writing tip

We always put the subject **before** the verb in a sentence.

e.g. *I go to bed at nine o'clock.*

4

Go to WB p. 38. Do the project and present it.

On Monday, I get up at seven o'clock.
I go to school at eight o'clock.
I go to bed at nine o'clock.





1



Look at the pictures and say what the texts are about. Then listen and read.

My Family



I'm Darina. This is my family. We're from Kazakhstan. Look! My mum, my dad, my two brothers and my sister.



I'm Lisa. This is my family. We're from the UK. Look! My mum, my dad and my brother.



2

Look and match.



a



b



c



1



2



d



e



f



h



g



CULTURE PAGE 2

Lesson 8

© copyright MM Publications

1 Listen, point and say. 



singer



tennis player



famous



people

Images from Shutterstock

2   Look at the pictures and answer: *Do you know these people?* Then listen and read. 

FAMOUS PEOPLE FROM KAZAKHSTAN



This is Dimash Kudaibergen. He's a singer. He's tall. He has got short hair and brown eyes.





This is Zarina Diyas. She's a tennis player. She has got long hair and brown eyes.


<https://dimashkudaibergen.jpain.com/biography/english/>


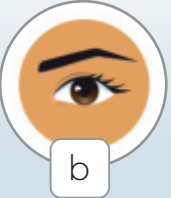
<https://www.tatennis.com/player/315696/zarina-diyas>



3 Look and circle.


Images from Shutterstock



1  a  b



2  a  b

1  a  b



2  a  b



© copyright MM Publications



PROJECT WORK

Work in groups. Choose a famous person from your country, find information on the Internet and present it to your class.

4



WEATHER

LET'S START!

Lesson 1

Seasons

1 Listen, point and say. 



autumn



winter



summer



spring



swim



play



plant trees



park



snow

2  Listen and match. Then sing. 

Seasons

In spring, I plant trees
with my friend Liz.
In summer, I swim
with my friend Tim.

Autumn, summer, winter, spring
Let's play and sing!

In autumn, I play in the park
with my friend Mark.
In winter, I play in the snow
with my friend Jo.

Autumn, summer, winter, spring
Let's play and sing!





GRAMMAR

I/You/We/They swim **in** summer.



He/She/It plays **in** the snow in winter.



3 Listen and number (1-4).




a



b



c



d

4 Read and complete. Use the Present Simple.

1. I plant (plant) trees in spring.

4. Tim and Lucy _____ (swim) in summer.

2. It _____ (snow) in winter.

5. Kate _____ (get) up at nine o'clock on Saturdays.

3. I _____ (go) to school at eight o'clock.

6. My brother _____ (play) in the park on Sundays.

5 Tick (✓) and say about yourself and your partner.

	YOU	YOUR FRIEND
plant trees in spring		
swim in summer		
play in the park in autumn		
play in the snow in winter		

I plant trees in spring.
Talgat swims in summer.



4



BEST FRIENDS

Lesson 2

Seasons and weather

1 Listen, point and say. 



hot



cold



windy



It's raining.



It's snowing.

2  Look at the pictures and answer: *What's the season in each picture?* Then listen and read. 

Wow!
It's snowing!

Do you play in the snow in winter?

Yes, I do.

No, I don't. It's cold. Oh! What's this?

1

It's autumn now.

Oh, no! It's raining!

Look at the trees.

Let's go!

2

Now it's summer. It's hot.

Oh! Look at him!


That's Zoom.
He's my friend.


3

Does he swim in summer?

Yes, he does. Look!

4

3  Look up the words in a dictionary and find their meanings. now let's go

4  Read activity 2 again and write **T** for True or **F** for False.

1. (picture 1) It's cold. T F

2. (picture 2) It's hot. T F

3. (picture 3) It's hot. T F

4. (picture 4) It's snowing. T F



GRAMMAR

Do you go to school at eight o'clock? Yes, I do. / No, I don't.
 Does he/she/it swim in summer? Yes, he/she/it does. / No, he/she/it doesn't.

.....
 He's happy. Look at **him**.



.....
 She's sad. Look at **her**.



5 Listen and put a or an . 



1



2



3



4

6 Read and write **him** or **her**.

1. She's happy. Look at _____.

2. He's tall. Look at _____.

7  Ask and answer.



swim / winter



go to school /
eight o'clock /
Monday



play in the
snow / winter



get up /
ten o'clock /
Sunday



Do you swim in winter?

No, I don't.



4



COMIC

Lesson 3

Clothes I wear

1 Listen, point and say. 



shirt



dress



T-shirt



skirt



shorts



trousers




king



wear

2 Listen and read. 

The King's Clothes



3 Read activity 2 again and write **Yes** or **No**.

- The king wears a T-shirt in summer. No
- The king wears shorts in summer. _____
- The king wears a shirt in summer. _____
- The king wears trousers in summer. _____

4 Read and circle.

- He **don't** / **doesn't** play in the park in autumn.
- She **don't** / **doesn't** play in the snow in winter.
- I **don't** / **doesn't** wear trousers in summer.
- You **don't** / **doesn't** wear skirts in winter.

GRAMMAR

I/You don't wear a T-shirt.

He/She/It doesn't wear a T-shirt.

There is **a** dress on **the** sofa. **The** dress is yellow. It has got **an** apple on it.

5 Read and complete with **a** / **an** / **the**.

- There is _____ skirt on the chair. _____ skirt is green.
- There is _____ apple on the table. _____ apple is red.

6   Guess and say.



Arman






Miras



Darina



Madina

	<input checked="" type="checkbox"/>
	<input type="checkbox"/>
	<input checked="" type="checkbox"/>

	<input type="checkbox"/>
	<input type="checkbox"/>
	<input checked="" type="checkbox"/>

	<input checked="" type="checkbox"/>
	<input type="checkbox"/>
	<input checked="" type="checkbox"/>

	<input type="checkbox"/>
	<input checked="" type="checkbox"/>
	<input checked="" type="checkbox"/>



He wears shorts in summer.
He doesn't wear trousers.
He wears T-shirts.

Yes!

It's Arman.



4



PLAY AND WRITE

Lesson 4

Clothes I wear

1 Listen, point and say. 



coat



jacket



sandals



boots



jumper



GRAMMAR

Give me my coat, please.



2  Match and play.



It's winter. Give me my coat and my boots, please. It's cold.



1 Listen and repeat. 

This is my shirt and this is my skirt. I'm short.

.....
shirt skirt short



PROJECT

2 Listen and read. 

What I wear!

I wear a coat, jumpers and boots in winter. It's cold.
I wear shorts, T-shirts and sandals in summer. It's hot.

Writing tip 

We use a **comma** (,) to separate more than two items in a list. We use **and** before the final item.
e.g. *I wear shorts, T-shirts and sandals in summer.*

3  Go to WB p. 50. Do the project and present it.

I'm Leila. I wear a jacket, trousers and jumpers in winter. It's cold.



Social Studies

1 Listen, point and say.



hat



waistcoat



beautiful



colours

2 Look at the pictures and answer: *Where are Madina and Carla from?* Then listen and read.

Traditional Costumes

1



Kazakhstan

Madina usually wears a dress, a waistcoat and a traditional hat in the spring festival in Kazakhstan. She's beautiful!



Peru

Carla usually wears a red hat, a skirt and a jacket in the spring festival in Peru. Look at the beautiful colours!

2



3 Read and put a ✓ or an ✗.

1. Madina wears a skirt.
2. Madina wears a waistcoat.
3. Carla wears a blue hat.
4. Carla wears a jacket.



1 Look and write.

summer dress spring autumn skirt sandals winter T-shirt

1. T-shirt

2. _____

3. _____

5. _____

7. _____

4. _____

6. _____

8. _____

2 Put the words in the correct order.

1. play / snow / the / winter / in / I / in / .

I play in the snow in winter.

2. wear / I / in / my / sandals / summer / .

3. I / in / summer / swim / .

4. doesn't / Miras / shorts / in / winter / wear / .

3 Read and complete.

No, I don't. ~~Do you play~~ doesn't plant trees Yes, she does.

1. Do you play in the snow in winter?

2. Does she wear sandals in summer? _____

3. Bibigul _____ in autumn.

4. Do you get up at seven o'clock? _____

Flick through the module and find the



BFF video



THE

1 Listen, point and say. 



2  Look and answer: *Why have they got gloves and scarves?* Then listen and read. 



3 Read activity 2 and write **Yes** or **No**.

- Kate and Anna are at the park.
Yes
- Snowy wears gloves in winter.

- Snowy wears a scarf in summer.

- It's hot in picture 5.

4 Read activity 2 again and answer.

- Are the girls sad in picture 4?

- Are the girls happy in picture 5?



SNOWMAN



© copyright MM Publications



  **VALUE**

Spend time with your friends.

- Do you spend time with your friends?

5



MY FREE TIME

LET'S START!

Lesson 1

I Can Do This!

1 Listen, point and say. 



dance



talk



fly



bird



dog



elephant

2 Listen and read. 

AMAZING ANIMALS!

1. This is a cat and a dog. They are best friends. They can dance.



Kitty

Daz

2. This is an elephant. It can swim. It can dance too.



Raja

3. This is a bird. It can't swim. It can fly and talk too.



Blacky

3 Read activity 2 again and tick (✓) what they can do.

	Kitty and Daz	Raja	Blacky
dance			
swim			
fly			
talk			

4 Read and circle.


1. Elephants **can** / **can't** fly.
2. Cats **can** / **can't** talk.
3. Dogs **can** / **can't** swim.
4. Birds **can** / **can't** fly.

GRAMMAR

I/You/He/She/It/We/You/They **can** swim.


I/You/He/She/It/We/You/They **can't** swim.

.....
can't = cannot

5   Look at the Super Animals. Read and write **can/can't**. Then play a guessing game.

dance ★★★★★
swim ★★★★★
talk —
fly —

Super Dog




dance ★★★★★
swim —
talk —
fly ★★★★★

Super Cat



dance —
swim ★★★★★
talk —
fly ★★★★★

Super Elephant



dance —
swim —
talk ★★★★★
fly ★★★★★

Super Bird



1. Super Dog _____ talk.
2. Super Cat _____ swim.
3. Super Elephant _____ fly.
4. Super Bird _____ dance.

It can dance.
It can fly.
It can't talk.

It's Super Cat!

Yes.





My toys and sports. I like...

1 Listen, point and say. 



beach



go sailing





go windsurfing





go skiing



go snowboarding

2  Look at the pictures and answer: *What do the children and Zippy like doing?* Then listen and read. 



3  Look up the words in a dictionary and find their meanings.

great with

4 Read activity 2 and match.



GRAMMAR

Let's swim!
Let's go skiing!

.....
I like snowboarding!

.....
swim - swimming

5 Listen and number (1-4). What do they like doing? 



6  Choose and discuss with your partner. Then write.

Palm Tree Beach

- swimming
- sailing
- windsurfing



Icy Mountain

- playing in the snow
- snowboarding
- skiing



I like Palm Tree Beach.
I like swimming. I like...

I like _____.

I like _____.

_____.

_____.





My toys and sports. I like...

1 Listen, point and say. 



ball



doll



car



pink



orange



basketball



football

2   Listen and read. Then answer: *What toys have you got?* 

Toys and Sports Around the World



We've got a ball.
The ball is pink,
green and white.

2



1

I've got a doll. Look! It
has got an orange hat.



My brother and his friends like playing
football in the park on Sundays. They
don't play basketball. They don't like it.

3





GRAMMAR

We/You/They don't play basketball on Fridays.

I've got a doll. It has got an orange hat. The doll is tall.

3 Read and circle.



1. They've got a doll / **ball**.
2. It's pink, green and orange / white.







3. She has got a doll / ball.
4. It has got an orange / a pink hat.



5. My brother / friend plays football.
6. He plays football on Saturdays / Sundays.



4 Listen and tick (✓).

1    



a b

2  

a b

3  

a b


4  

a b

5 Read and write a / an / the.

1. She has got _____ ball. _____ ball is yellow and pink.
2. He has got _____ orange hat. _____ hat is funny.

6 Choose. Then ask and answer.



Give me a doll, please.

Here you are. Do you play with your doll every day?

Yes, I do.



My toys and sports. I like...

1 Listen, point and say.



paint



sing



run



jump



volleyball

2 Play.



1

Talgat

jump	✓
skiing	😊
play volleyball on Sundays	✗



4

Madina

dance	✗
sailing	😞
play basketball on Fridays	✓



2

Miras

paint	✗
skiing	😞
play basketball on Sundays	✓



5

Dan and Jim

dance	✗
swimming	😞
play football on Sundays	✓



3

Banu

sing	✓
windsurfing	😊
play volleyball on Fridays	✗



6

Kelly and Darina

run	✓
swimming	😊
play football on Sundays	✗

She can't dance. She doesn't like sailing. She plays basketball on Fridays.

It's Madina.

1 Listen and repeat.

Six dolls, a big fish and a dog.

.....
six dolls big fish dog



PROJECT

2 Listen and read.



What can you do?

I can dance and I can sing!
I can't paint.

What do you like?

I like snowboarding! I go
snowboarding in winter.
I like playing volleyball.
I play volleyball every day!



Writing tip

Always use a **question mark (?)** at the end of a question.
e.g. *What can you do?*

We use an **exclamation mark (!)** at the end of a sentence to show strong feelings. e.g. *I like snowboarding!*

3 Go to WB p. 65. Do the project and present it.

I can swim and run. I can't
sing. I like skiing. I go
skiing in winter.





Social Studies

1 Listen, point and say.



festival



kite



eat



drink



buy



music

2 Listen and read. Then answer:
Is there a kite festival in Kazakhstan?

KITE FLYING

People like flying kites. It's fun! In Brisbane, Australia, there are two kite festivals every year. You can fly your kite or buy a kite there. Look at all these big, small and funny kites. You can also eat, drink and listen to music in the festival.



3 What can you do at the festival? Look and circle.



1



2



3



4



5



6

1 Read, look and complete. Then listen and sing. 

paint run ~~sing~~ jump

What Can You Do?



I can (1) sing.

You can climb.

I can (2) _____ and
have fun all day!

What about you?

What can you do?

I can (3) _____.

You can (4) _____.

I can paint and
have fun every day!



2 Read and circle.

1. My cat can / can't talk.

2. He doesn't / don't like sailing.

3. I've got a / an orange dress.

4. They don't / doesn't get up at nine o'clock.

5. She likes swim / swimming in summer.

6. The / An apple is for me.

3 Read and correct the sentences.

Add a full stop (.) or a question mark (?).

1. ~~I~~ play basketball on Saturdays.

3. he can't run

2. do they like swimming

4. let's play football

Flick through the module and find the



BFF video






CULTURE PAGE 3

Lesson 8

1 Listen, point and say. 



line



bone



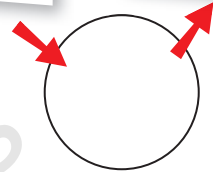
sheep



hit

inside

out of



circle

2   Listen and read. Then answer: *Is ASYK fun?* 

ASYK

A TRADITIONAL GAME FROM KAZAKHSTAN!

People do not play Asyk in the winter, only in good weather outside. Children love this game because they can be outside with their friends.

How to play:

- Draw a big circle.
- Then draw a line and put the asyks (parts from the bones of a sheep) on it.
- Draw another line, 4 metres away from the circle, and take turns throwing a 'saqa', one of your asyks, inside the circle.
- You must try to hit asyks out of the circle.

3



Read again and write **T** for True or **F** for False.

1. There is a circle and four lines in this game.

2. There are sheep in this game.

3. The players try to hit the asyks in the circle with their asyks.

4. There must be a lot of asyks inside the circle in the end.

Image from Shutterstock



© copyright MM Publications



PROJECT WORK

Work in groups. Find another traditional game from your country on the Internet and present it to your class.



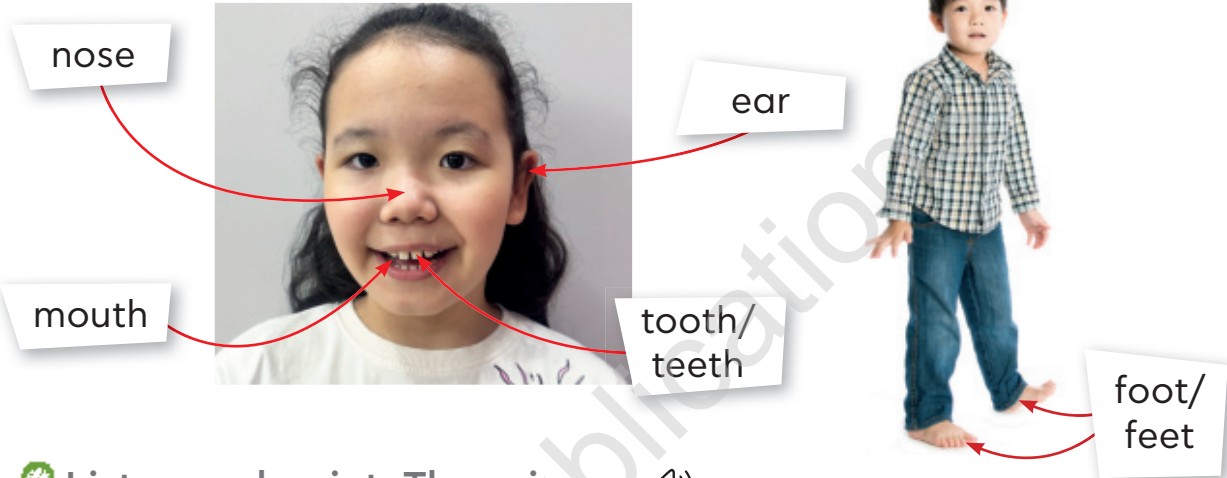
HEALTH

LET'S START!

Lesson 1

Body parts

1 Listen, point and say. 



2  Listen and point. Then sing. 

What Have You Got?


Have you got two eyes?
Yes, I have. Yes, I have.
Look! Two big eyes.

Have you got three ears?
Yes, I have. Yes, I have.
Look! Three blue ears.

Have you got a nose?
Yes, I have. Yes, I have.
Look! One green nose.

Have you got a mouth?
Yes, I have. Yes, I have.
One big mouth.

Have you got hair?
No, I haven't. Oh, no!
Where's my hair?
Where's my hair?



Images from Shutterstock

© copyright MM Publications

3 Read activity 2 again and tick (✓).



1



2



3



4



GRAMMAR

Have you got two eyes?

Yes, I have. / No, I haven't.

Has he/she/it got two ears?

Yes, he/she/it has. /

No, he/she/it hasn't.

4 Listen and circle **Yes** or **No**.

1 Yes No

2 Yes No

3 Yes No

4 Yes No

5 Read and write **have** / **has** / **haven't** / **hasn't**.

1. Have you got long hair?
Yes, I _____.

2. _____ he got blue eyes?
Yes, he _____.

3. _____ you got three feet?
No, I _____.

4. _____ it got two arms?
No, it _____.

6 Play a guessing game. Choose, ask and answer.



Zoom



Bozi



Jipo



Zonk

Have you got one eye?

Yes, I have.

Have you got three ears?

No, I haven't.

You're Zonk.

Yes.



6



BEST FRIENDS

Lesson 2

Healthy food

1 Listen, point and say. 



chicken



egg



salad



fish





rice



meat



soup

2  Look at the pictures and answer: *What do Zippy and his friends eat?* Then listen and read. 



3 Look up the words in a dictionary and find their meanings.

town

place

nice

4 Read activity 2 again and circle.

- The **chicken** / **fish** is green.
- The eggs are **blue** / **pink**.
- Tom and his family eat fish on **Saturdays** / **Sundays**.



GRAMMAR

Do we eat salad every day?
Do you eat eggs every day?
Do they eat fish on Saturdays?

Yes, you do. / No, you don't.
Yes, we do. / No, we don't.
Yes, they do. / No, they don't.

.....
This / That is an egg. These / Those are eggs.

5 Listen and put a ✓ or an ✗.



1 ✗



2



3



4



5

6 Read and circle.

- This / These are chickens.
- That / Those is a salad.

7 Look and ask and answer with a partner.



Do they eat fish and salad on Sundays?

Yes, they do.





Healthy food

1 Listen, point and say. 



cheese



carrots



potatoes



noodles



beans



onions



sauce

2   Listen and read. Then answer: *What's your favourite food?* 



Serik

My Favourite Food



Hello, Pedro.

Hello, Serik. Look at this!



They're burritos! My favourite food!



Cool! What's in burritos?

Meat or chicken, cheese...



Are there beans in burritos too?

Yes, there are. What's your favourite food?



Beshbarmak.

Is there rice in it?



No, there isn't. There are noodles in it. Look!



Wow! There's meat in it!



Yes, there is! There are onions in the sauce too!

Yummy!



3 Read activity 2 again and write **T** for True or **F** for False.

1. There is meat in burritos. T
2. There isn't cheese in burritos.
3. There aren't noodles in beshbarmak.
4. There are onions in the sauce in beshbarmak.



GRAMMAR

Is there chicken in the soup? Yes, there is. / No, there isn't.
 Are there noodles in the soup? Yes, there are. / No, there aren't.
 There isn't chicken in the soup. There aren't apples on the table.

4 What's in the soup? Listen and tick (✓).



5 What's in your soup? Put a ✓. Then ask and answer.


My Soup					
cheese	<input type="checkbox"/>	beans	<input type="checkbox"/>	noodles	<input type="checkbox"/>
eggs	<input type="checkbox"/>	rice	<input type="checkbox"/>	meat	<input type="checkbox"/>
chicken	<input type="checkbox"/>	carrots	<input type="checkbox"/>	potatoes	<input type="checkbox"/>



Is there cheese in your soup?
 Yes, there are.



No, there isn't.
 Are there eggs in your soup?



1 Listen, point and say. 



pizza



burger













pasta



fridge

2  Tick (✓) about yourself. Then say.

I've got brown eyes and short hair.
I play football.
My favourite food is pizza.



1 Listen and repeat.

There is **cheese**, **chicken** and a big **fish** on the table.

.....
cheese chicken fish



PROJECT

2 Listen and read.

What's in my fridge?



There are six apples in my fridge. There's chicken and fish. There isn't soup, but there's pizza. There aren't burgers, but there are eggs.



Writing tip

We use **and** to talk about the same ideas.

e.g. *There's chicken and fish in my fridge.*

We use **but** to talk about different ideas.

e.g. *There aren't burgers, but there are eggs.*

3 Go to WB p. 77. Do the project and present it. Then ask and answer.

Are there apples in your fridge?

Yes, there are. There are six apples.

Is there soup in your fridge?

No, there isn't.



Health

Healthy food

1 Listen, point and say. 




2  Look at the pictures and answer: *Is this plate healthy?*
Then listen and read. 

My plate



There are vegetables. There's fruit too. There's bread, pasta and rice. There's chicken, meat, fish and eggs. There's milk and cheese too. There aren't burgers, sweets or pizza on my plate. My plate is healthy!

3  Make your own healthy plate poster and present it.



This is my plate. There's fish, bread and cheese. There are apples.



1 Read and write.

chicken feet potatoes

1
ear mouth

2
carrots
onions

3
fish meat

2 Read and complete.

Has he got There isn't
Are there ~~Do you eat~~

1. Do you eat eggs every day?
2. _____ an apple?
3. _____ cheese on the pizza.
4. _____ beans in the soup?

3 Read and correct the sentences. Add a full stop (.) or a question mark (?).

1. ~~H~~ave you got blue eyes?
2. there aren't vegetables in the fridge
3. she hasn't got long hair
4. do you eat meat on Sundays

4 Read and complete. Write **and** or **but**.

1. I've got brown eyes and short hair.
2. They eat fish, _____ they don't eat meat.
3. He has got two eyes, _____ he hasn't got two noses.
4. There are eggs _____ apples in the fridge.




STORY 3 (MODULES 5-6)


Lesson 8

A DAY

Images from 123RF and Shutterstock

© copyright MM Publications



1 Listen, point and say. 



2  Look and answer: Are Clara and Anna happy? Then listen and read. 



3 Read activity 2 and tick (✓).



4 Read and circle.

1. There are **ducks** / **bears** in the lake.
2. There are **two** / **three** bears at the zoo.
3. The little bear **can** / **can't** run.



OUT

© copyright MM Publications

Clara! It's your friend, Kate!



Hello, it's me, Kate.

Hi! I'm at the park.

3

What can you see?



I can see trees and a lake. There are ducks and fish in the lake.

4

I'm at the zoo. I can see three bears. The little bear can run and jump. It's funny!



 **VALUE**

Share moments with family and friends.

- What do you do with your family?
- What do you do with your friends?

5



BUILDINGS

LET'S START!

Lesson 1

My house, my room and objects

1 Listen, point and say.



lamp



TV



wardrobe



rug

2 Listen and read. Then answer: *Why is this a cool house?*

Cool House



Wow! Where's Pinocchio?

1

He's over there!
Under the table.



Where's Snow White?

2

She's here! On the bed.



Where's Peter Pan?

3

In the bag.



Where's Tinkerbell?

4



On the TV.



Look!
She's on the
lamp! Wow!

5

3 Look at activity 2 again and match.



GRAMMAR

Where's the cat?



On the sofa.



Under the bed.



In the bag.

It's here! It's there!



4 Look and write **under**, **in** or **on**.



1. _____ the bed.



2. _____ the sofa.



3. _____ the bag.

5  Look, ask and answer.



Where's the lamp?

On the desk.



7



BEST FRIENDS

Lesson 2

My house, my room and objects

1 Listen, point and say. 



bedroom



living room



bathroom



kitchen



garden

2  Look at the pictures and answer: What rooms can you see? Then listen and read. 

1

Wow! There's a lamp behind the sofa.

Welcome! This is the living room.



2

This is the kitchen.

What's that?

That is my fridge.



3

This is the bedroom.

Look at those bags! They are next to the hats.

Where's Zippy?



4

He's in the bathroom!



Later...


5



3  Look up the words in a dictionary and find their meanings.

welcome later

4 Where are they in the pictures?
Read activity 2 again and match.



1. kitchen
2. bedroom
3. bathroom
4. living room

GRAMMAR

next to between behind

.....

There's an ant and a cat in the garden.

There are two sofas in the living room.

.....

What's **this/that**?

This/That is a book.


What are **these/those**?

These/Those are chairs.

5 Listen and number (1-5). 



6  Where's Zippy? Play.



Where's Zippy?

In the living room, next to the sofa.

7



OUR WORLD

Lesson 3

My house, my room and objects

1 Listen, point and say. 



shelf



guitar




computer



skateboard



pillow

2  Read the title and look at the pictures. What are the texts about? Listen and read. 

My Bedroom



Harry



Lorna



This is my bedroom. There's a bed, a wardrobe, a desk and a chair. There's a blue and green rug. I've got shelves for my books. I've got a computer and a guitar too!



This is my bedroom. There's a bed, a desk, a chair and a shelf for my books. There's a pillow on my bed. There isn't a rug in my room. I've got a yellow lamp, a computer and a skateboard too!

3 Read activity 2 again and circle the correct name(s).

- | | | |
|------------------------------|--------------|--------------|
| 1. Who has got a desk? | Harry | Lorna |
| 2. Who has got a computer? | Harry | Lorna |
| 3. Who has got a rug? | Harry | Lorna |
| 4. Who has got a guitar? | Harry | Lorna |
| 5. Who has got a skateboard? | Harry | Lorna |



GRAMMAR

There's a computer on the desk.

There isn't a computer on the desk.

Is there a computer on the desk?

Yes, there is. / No, there isn't.

There are two computers on the desk.

There aren't two computers on the desk.

Are there two computers on the desk?

Yes, there are. / No, there aren't.

I've got a green bookcase.

He has got a green bookcase.

He hasn't got a red bookcase.

Have they got green bookcases?

Yes, they have. / No, they haven't.


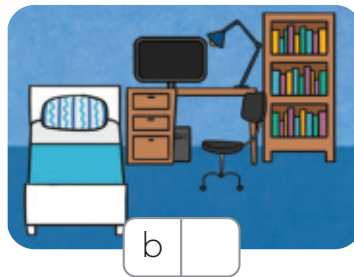

computer > computers

box > boxes

BUT

shelf > shelves

4 Listen and number (1-3). 



5  Say what there is in your bedroom.

bed bookcase desk chair table lamp rug wardrobe computer



What is there in your bedroom?

In my bedroom, there is a bed, a...



7



PLAY AND WRITE

Lesson 4

Buildings in our town

1

Listen, point and say. 



museum



restaurant



amusement
park



cinema

20 twenty

21 twenty-one

22 twenty-two

23 twenty-three

24 twenty-four

25 twenty-five

26 twenty-six

27 twenty-seven

28 twenty-eight

29 twenty-nine

30 thirty

40 forty

50 fifty

60 sixty

70 seventy

80 eighty

90 ninety

100 a hundred

2

 Match. Then play.

The Funny Town

24

35

46

51

68

75

80



There are twenty-four museums in the town.



1 Listen and repeat. 

The cat is on the skateboard
under the table.

skateboard table



PROJECT



2 Listen and read. 

My town

This is my town. There's a big park and a zoo. There are two schools and two restaurants. There's a museum, a cinema and a small playground. The playground is next to the cinema.

Writing tip 

Adjectives go before nouns.
e.g. *There's a big park and a zoo.*

3   Go to WB p. 90. Do the project and present it.

This is my town. There is a cinema and a big playground. There are two parks and two schools. There is a museum too. The museum is next to my school.



Geography

Buildings in our town

1 Listen, point and say. 



city



shop



stadium




opera house

2   Look at the pictures and answer: *Where are these cities?* Then listen and read. 

Wonderful Cities

Almaty is a beautiful city in Kazakhstan. There are museums. There is an opera house and a stadium too.



Venice is a very old city in Italy. There aren't cars in Venice. There are only gondolas. They are boats.


3 Read and put a ✓ or an ✗.

1. Venice is an old city.

2. There are cars in Venice.

3. There are museums in Almaty.


4. There aren't gondolas in Almaty.

1  Complete the song with the words in the box. Then sing. 

wardrobe behind next to lamp



1



2

Where's Toto?

Toto's on the (1) _____.

Toto's on the bed.

Toto's on the (2) _____.

Toto's on my head.

Toto's under the table.


Toto's (3) _____ the bed.

Toto's (4) _____ the sofa.

Toto's on my head.



3



4

2 Put the words in the correct order.

1. is / a / big / that / rug / .

2. where's / skateboard / my / pink / ?

3. a / there's / next to / museum / playground / the / .

3  Imagine you're in a shop. Choose and say.

Create your bedroom




Give me a lamp, please.

Here you are.

Thank you.



Flick through the module and find the 

BFF video 



CULTURE PAGE 4

Lesson 8

1

Listen, point and say. 



have a picnic




take a walk



fountain



flowers



lights

2



What do you know about Astana?

Listen and read. 

Day and Night in Astana



A

Presidential Park is a very big park with trees, fountains and flowers. Take a walk and have a picnic under a tree.



B

At night, go to the singing fountain near Baiterek Tower. There are lights with many colours and music.

3 Read and circle.

1. Presidential Park is **big** / **small**.
2. In Presidential Park, you can have a picnic under a **fountain** / **tree**.
3. The singing fountain is **near** / **behind** Baiterek Tower.
4. There are lights and **presents** / **music** there.

4 Read and write **A** for text A or **B** for text B.

1. There are lights with many colours.
2. There are trees there.
3. There is music there.
4. You can eat there.

Image from 123RF

© copyright MM Publications



PROJECT WORK

Work in groups. Choose an interesting place in your city/town, find information on the Internet and present it to your class.



MY HOLIDAYS

LET'S START!

Lesson 1

Family holidays

1 Listen, point and say. 



island



village





go hiking



go fishing



go mountain climbing

2   Listen and circle about yourself. Then ask and answer with a partner. 

My Holidays

- Where do you go on holidays?
 - to an island
 - to a village in the mountains
- Who do you go with?
 - my family
 - my family and friends
- When do you go on holidays?
 - in winter
 - in summer
- What do you do on your holidays?
 - I go swimming, sailing and windsurfing.
 - I go hiking, mountain climbing and skiing.





GRAMMAR

Where do you go on holidays? To an island.
Who do you go with? My family.
When do you go on holidays? In summer.
What do you do on your holidays? I go swimming.



3 Listen and number (1-4).




a



b



c



d

4 Match. Then ask and answer.

Where do you go on holidays?

When do you go on holidays?

What do you do on your holidays?



island



winter



village in the mountains



summer

go hiking

go fishing

go swimming

go sailing

go windsurfing

go skiing

go snowboarding

go mountain climbing

Where do you go on holidays?



I go to a village in the mountains.



BEST FRIENDS

Lesson 2

1

Listen, point and say. 



party



take photos



present



star




home

2

 Look at picture 6 and answer: *Where are the children?*
Then listen and read. 



Over there! Near Lulu. They like dancing!





3 Look up the phrases in a dictionary and find their meanings.

over there

time to go

4 Read activity 2 again and circle.

- 1. Mia likes dancing. **Yes** / No
- 2. Tom can take photos. Yes / No
- 3. The present is a ball. Yes / No
- 4. Zippy can talk at home. Yes / No

5 Listen and match.

1. Jake

2. Mike

3. Jane

4. Sally



a



b 1



c



d


6 Play a guessing game.



restaurant



museum



beach



park

drink play football swim eat take photos go sailing run




Where am I?
No, I can't.
Yes, I can.
Yes!


Can you go sailing there?
Can you play football there?
You're at the park.




GRAMMAR



in front of



opposite



near

Can I/you/he/she/it/we/you/they jump?
Yes, I/you/he/she/it/we/you/they can. /
No, I/you/he/she/it/we/you/they can't.



Transport

1

Listen, point and say.



plane



bus



train



ship



feed the animals

2

Listen and read. Then answer: *What do you do every day in summer?*

Summer in Australia



Jim

Hello from Perth, Australia.
It's great here in summer!
We go to the beach
by bus every day.
We swim and play.

Jim



POSTCARD

08:25



TOM

Hi, Jim! Let's go to
Perth Zoo on Sunday.
We can go there by
train.

PERTH ZOO

Feed the animals!
Buy T-shirts with animals!

.....
Opens: 9 a.m. | Closes: 5 p.m.

How to get here:

• by bus



• by train





© copyright MM Publications Images from 123RF and Shutterstock

3 Read activity 2 again and write **T** for True or **F** for False.

- 1. Jim is in Perth, Australia.
- 2. Jim goes to the beach by ship.
- 3. Perth Zoo opens at 5 a.m. and closes at 9 p.m.
- 4. You can go to Perth Zoo by bus.



GRAMMAR

We plant trees **in** spring.

I go to the park **on** Saturday.

I get up **at** seven o'clock every day.

How do you get there? **By** plane.



4 Listen and tick (✓) **a** or **b**.

Green Park

- Come and play -

Opens: 9 a.m. Closes: 7 p.m.

How to get here:

a

Green Park

- Come and play -

Opens: 9 a.m. Closes: 7 p.m.

How to get here:

b

5 Guess and say.

BIG Zoo

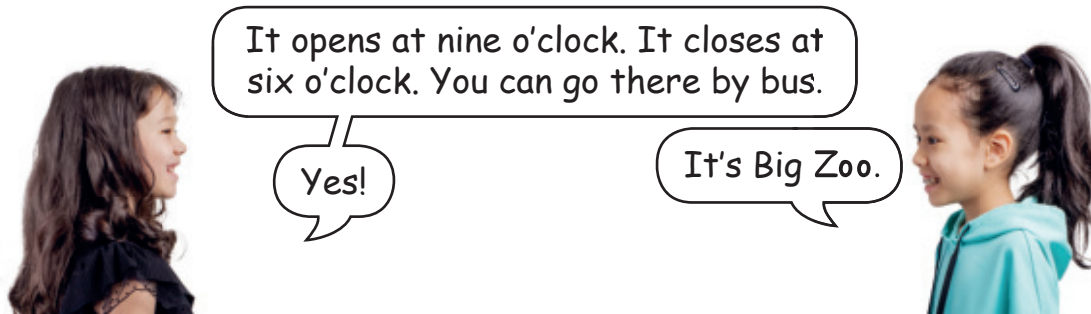
Opens: 9 p.m.
Closes: 6 p.m.

Funny Zoo

Opens: 10 p.m.
Closes: 6 p.m.

Green Zoo

Opens: 10 p.m.
Closes: 6 p.m.



It opens at nine o'clock. It closes at six o'clock. You can go there by bus.

Yes!

It's Big Zoo.



PLAY AND WRITE

Lesson 4

Images from 123RF and Shutterstock

© copyright MM Publications

1 Listen, point and say. 



postcard



mug



sunglasses



map



pound



GRAMMAR

How much is the mug? : How much are the sunglasses?
It's £5. : They're £50.



2  Ask and answer about the prices. Then choose what to buy.



Hello. How much are the postcards?

They're two pounds.

How much is the hat?

It's twenty pounds.

The hat, please.

OK.



1 Listen and repeat.

Look at this bus stop opposite the park! Let's take a photo!

.....
bus stop opposite photo



PROJECT

2 Listen and read.

My holiday

POSTCARD

Dear Andy,
I'm in Devon in the UK with my dad, my mum and my sister. We come here in summer by plane. We swim and play on the beach all day. It's very nice here!

Tim



Tim



Writing tip

Very is used to emphasise an adjective or adverb.
e.g. *It's very nice here!*

3 Go to WB p. 102. Do the project and present it. Then ask and answer with your partner.

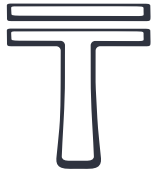
Where do you go on holiday?
Who do you go with?
When do you go?
How do you get there?
What do you do there?

Where do you go on holiday?

I go to Lake Alakol.



1 Listen, point and say. 



tenge



dollar

2   Listen and read. Then answer: *Do you like going shopping?* 

Let's go shopping!



It's time to go shopping in Astana, Kazakhstan. I want a postcard. Look! It's ₸100.



It's time to go shopping in New York, USA. I want a mug. Look! It's \$15.



It's time to go shopping in London, UK. I want a T-shirt. Look! It's £20.



3  How much is it? Look and write. Then say.

1



2



3



1 Look and write. present sunglasses ~~star~~ map

1  _____ star _____

2  _____

3  _____

4  _____

2 Put the words in the correct order.

1. cat / the / cinema / The / in front of / is / .
The cat is in front of the cinema.
2. museum / opens / at / The / nine o'clock / .

3. fly / Can / birds / ?


4. is / the / How much / mug / ?

3 Read and complete with **and** or **but**.

1. I go hiking and mountain climbing in winter.
2. In summer, they go to the beach, _____ they don't go to the mountains.
3. I can't sing, _____ I can dance.
4. There are five restaurants _____ two museums in my city.

4 Read and correct the sentences. Add a full stop (.) or a question mark (?)

- | | |
|--------------------------------------|----------------------------|
| 1. c an you take a photo? | 2. i go fishing in summer |
| 3. how much are the sunglasses | 4. we don't swim in winter |

Flick through the module and find the 

BFF video 

AT THE

2



Look and answer: *What do the girls do at the beach?* Then listen and read.

1

Listen, point and say.



turtle



lizard

1

What's the time?

It's ten o'clock.



What day is it today?

It's Saturday!
Let's go to the beach.

At the beach...

2

It's hot today!

Great! Let's play and have fun!



3

Read and write **Yes** or **No**.

1. Picture 1: It's Sunday.

2. Picture 2: It's raining.

3. Picture 3: There's a zoo.

4

Read activity 2 again and circle.


1. Picture 1: The girls are at **home** / **the beach**.

2. Picture 4: Tommy has got a pet **lizard** / **turtle**.

3. Picture 7: There are **two** / **three** turtles and one lizard.

Look! This is a town!

There's a school and a zoo!



Ha, ha... there are turtles in the zoo!

3

BEACH




Hello! My name's Tina. This is my brother, Tommy.

4 Hello! This is my pet lizard, Jumbo!



Let's play!


5 Wow! A zoo! Jumbo, this is your home!



Oh, no! Jumbo!

Ahhhh....

6 Uh, oh... I'm sorry!



It's OK.

Ha, ha... look! Jumbo likes his home!

Ha, ha, ha...

VALUE
 Forgive other people.
 • Do you forgive your friends?

© copyright MM Publications



EARTH DAY

Lesson 9

1 Listen, point and say. 



Earth



help



recycle






turn off



water

2  Listen and read. Then answer: *What do you do to help the Earth?* 

It's Earth Day today.
On Earth Day, we do things to help the Earth.

- Recycle! 
- Turn off the lights when you leave the room! 
- Don't let the water run! 

3  Reuse an egg carton and make a caterpillar.



1. Separate 4, 5 or 6 cups from an egg carton.



2. Staple the egg carton cups together forming a line.



3. Using scissor points, make two holes at the one end for the antennae.



4. Insert pipe cleaners for the antennae.



5. Draw eyes and a mouth. Then decorate the caterpillar with markers.

English	Phonetic Transcription	Kazakh	Russian
MODULE 1		Модуль 1	Модуль 1
HELLO ENGLISH!		Сәлем, ағылшын тілі!	Привет, английский!
LET'S START!		Бастайық	Давай начнем
Hello / Hi (excl.)	/hə'ləʊ / - /haɪ/	Сәлем	Привет
Goodbye / Bye-bye (excl.)	/,gʊd'baɪ/ - /baɪ - baɪ/	Сау бол	Пока
BEST FRIENDS		Жан достар	Лучшие друзья
friend (n.)	/frend/	дос	друг/подруга
Listen. (v.)	/'lɪs(ə)n/	тыңда	слушай
Look. (v.)	/lʊk/	қара	смотри
Come here. (phr.)	/kʌm hɪə(r)/	бері кел	иди сюда
COMIC		Комикс	Комикс
one (num.)	/wʌn/	бір	один
two (num.)	/tu:/	екі	два
three (num.)	/θri:/	үш	три
four (num.)	/fɔ:(r)/	төрт	четыре
five (num.)	/faɪv/	бес	пять
six (num.)	/sɪks/	алты	шесть
seven (num.)	/'sev(ə)n/	жеті	семь
eight (num.)	/eɪt/	сегіз	восемь
nine (num.)	/naɪn/	тоғыз	девять
ten (num.)	/ten/	он	десять
PLAY AND WRITE		ойна және жаз	играй и пиши
Kazakhstan (n.)	/kæzækstɑn/	Қазақстан	Казахстан
the UK (n.)	/ði: ju: 'keɪ/	Біріккен Патшалық	Соединенное Королевство
China (n.)	/tʃaɪnə/	Қытай	Китай
CLIL		Пән мен тілді кіріктіріп оқыту (CLIL)	Предметно-языковое интегрированное обучение (CLIL)
flag (n.)	/flæg/	ту	флаг
red (adj.)	/red/	қызыл	красный
blue (adj.)	/blu:/	көк	голубой/синий
yellow (adj.)	/'jeləʊ/	сары	желтый
green (adj.)	/gri:n/	жасыл	зеленый
white (adj.)	/waɪt/	ақ	белый
black (adj.)	/blæk/	қара	черный
MODULE 2 MY SCHOOL		Модуль 2 Менің мектебім	Модуль 2 Моя школа
LET'S START!		Бастайық	Давай начнем
Stand up. (phr. v.)	/stænd ʌp/	Тұр	Встань
Sit down. (phr. v.)	/sɪt daʊn/	Отыр	Садись
Open your book. (phr.)	/'əʊpən jɔ:(r) bʊk/	Кітабыңды аш	Открой книгу
Close your book. (phr.)	/kləʊz jɔ:(r) bʊk/	Кітабыңды жап	Закрой книгу
Give me an umbrella! (phr.)	/gɪv mi: æn ʌm'brelə/	Маған қолшатыр берші!	Дай мне зонтик!
orange (n.)	/'ɒrɪndʒ/	Апельсин	Апельсин

WORDLIST

English	Phonetic Transcription	Kazakh	Russian
BEST FRIENDS		Жан достар	Лучшие друзья
pen (n.)	/pen/	қаламсап	ручка
pencil (n.)	/'pens(ə)l/	қарындаш	карандаш
bag (n.)	/bæg/	сөмке	сумка
rubber (n.)	/'rʌbə(r)/	өшіргіш	ластик
apple (n.)	/'æp(ə)l/	алма	яблоко
OUR WORLD		Біздің әлем	Наш мир
laptop (n.)	/'læp,tɒp/	ноутбук	ноутбук
boat (n.)	/bəʊt/	қайық	лодка
school (n.)	/sku:l/	мектеп	школа
board (n.)	/bɔ:(r)d/	тақта	доска
bookcase (n.)	/'bʊk,keɪs/	кітап шкафы	книжный шкаф
desk (n.)	/desk/	парта	парта
chair (n.)	/tʃeə(r)/	орындық	стул
PLAY AND WRITE		Ойна және жаз	Играй и пиши
bed (n.)	/bed/	төсек	кровать
table (n.)	/'teɪb(ə)l/	үстел	стол
sofa (n.)	/'səʊfə/	диван	диван
box (n.)	/bɒks/	қорап	коробка
eleven (num.)	/'ɪlev(ə)n/	он бір	одиннадцать
twelve (num.)	/'twelv/	он екі	двенадцать
thirteen (num.)	/'θɜ:(r)'ti:n/	он үш	тринадцать
fourteen (num.)	/'fɔ:(r)'ti:n/	он төрт	четырнадцать
fifteen (num.)	/'fɪf'ti:n/	он бес	пятнадцать
sixteen (num.)	/'sɪks'ti:n/	он алты	шестнадцать
seventeen (num.)	/'sev(ə)n'ti:n/	он жеті	семнадцать
eighteen (num.)	/'eɪ'ti:n/	он сегіз	восемнадцать
nineteen (num.)	/'naɪn'ti:n/	он тоғыз	девятнадцать
twenty (num.)	/'twenti/	жиырма	двадцать
CLIL		Пән мен тілді кіріктіріп оқыту (CLIL)	Предметно-языковое интегрированное обучение (CLIL)
plus (prep.)	/plʌs/	қосу	плюс
minus (prep.)	/'maɪnəs/	алу	минус
equals (v.)	/'i:kwəls/	тең	равно
MODULE 3		Модуль 3	Модуль 3
PEOPLE I LOVE		Сүйікті жандарым	Мои любимые люди
LET'S START!		Бастайық	Давай начнем
mother/mum (n.)	/'mʌðə(r)/ - /mʌm/	ана/анашым	мать/мама
father/dad (n.)	/'fɑ:ðə(r)/ - /dæd/	әке/әкешім	отец/папа
brother (n.)	/'brʌðə(r)/	аға/іні	брат
sister (n.)	/'sɪstə(r)/	әпке/сіңлі/қарындас	сестра
me (pron.)	/mi:/	мен	я
happy (adj.)	/'sɪstə(r)/	бақытты	счастливый

English	Phonetic Transcription	Kazakh	Russian
sad (adj.)	/sæd/	қайғылы	грустный
tall (adj.)	/tɔ:l/	биік	высокий
short (adj.)	/ʃɔ:(r)t/	қысқа	невысокий
BEST FRIENDS		Жан достар	Лучшие друзья
big (adj.)	/big/	үлкен	большой
small (adj.)	/smɔ:l/	кішкентай	маленький
new (adj.)	/nju:/	жаңа	новый
old (adj.)	/əʊld/	ескі	старый
funny (adj.)	/'fʌni/	күлкілі, көңілді	смешной
glasses (n.)	/'glɑ:sɪz/	көзілдірік	очки
OUR WORLD		Біздің әлем	Наш мир
eye (n.)	/aɪ/	көз	глаз
long hair (phr.)	/lɒŋ heə(r)/	ұзын шаш	длинные волосы
short hair (phr.)	/ʃɔ:(r)t heə(r)/	қысқа шаш	короткие волосы
brown (adj.)	/braʊn/	қоңыр	коричневый
cat (n.)	/kæt/	мысық	кошка
PLAY AND WRITE		Ойна және жаз	Играй и пиши
It's three o'clock. (phr.)	/ɪts θri: ə'klɒk/	Сағат үш	Сейчас три часа
get up (phr. v.)	/get ʌp/	ұйқыдан тұру, ояну	просыпаться
go to school (phr.)	/gəʊ tu: sku:l/	мектепке бару	пойти в школу
go to bed (phr.)	/gəʊ tu: bed/	төсекке жату	лечь спать
Monday (n.)	/'mʌndeɪ/	дүйсенбі	понедельник
Tuesday (n.)	/'tju:zdeɪ/	сейсенбі	вторник
Wednesday (n.)	/'wenzdeɪ/	сәрсенбі	среда
Thursday (n.)	/'θɜ:(r)zdeɪ/	бейсенбі	четверг
Friday (n.)	/'fraɪdeɪ/	жұма	пятница
Saturday (n.)	/'sætə(r)deɪ/	сенбі	суббота
Sunday (n.)	/'sʌndeɪ/	жексенбі	воскресенье
CULTURE PAGE 2		Мәдениет	Культура
singer (n.)	/'sɪŋə(r)/	әнші	певец/певица
tennis player (n.)	/'tenɪs 'pleɪə(r)/	теннис ойыншысы	игрок в теннис
famous (adj.)	/'feɪməs/	әйгілі	известный
people (n.)	/'pi:p(ə)l/	адамдар	люди
MODULE 4 WEATHER		Модуль 4 Ауа райы	Модуль 4 Погода
LET'S START!		Бастайық	Давай начнем
autumn (n.)	/'ɔ:təm/	күз	осень
winter (n.)	/'wɪntə(r)/	қыс	зима
summer (n.)	/'sʌmə(r)/	жаз	лето
spring (n.)	/'sprɪŋ/	көктем	весна
swim (v.)	/'swɪm/	жүзу	плавать
play (v.)	/'pleɪ/	ойнау	играть
plant trees (phr.)	/'plɑ:nt tri:z/	ағаш отырғызу	сажать деревья
park (n.)	/'pɑ:(r)k/	саябақ	парк

WORDLIST

English	Phonetic Transcription	Kazakh	Russian
snow (n.)	/snəʊ/	қар	снег
BEST FRIENDS		Жан достар	Лучшие друзья
hot (adj.)	/hɒt/	ыстық	горячий
cold (adj.)	/kəʊld/	суық	холодный
windy (adj.)	/ˈwɪndi/	желді	ветренный
It's raining. (phr.)	/ɪts reɪnɪŋ/	Жаңбыр жауып тұр	Идет дождь
It's snowing. (phr.)	/ɪts snəʊɪŋ/	Қар жауып тұр	Идет снег
COMIC		Комикс	Комикс
shirt (n.)	/ʃɜ:(r)t/	жейде	рубашка
dress (n.)	/dres/	көйлек	платье
T-shirt (n.)	/ˈti:ʃɜ:t/	футболка	футболка
skirt (n.)	/skɜ:(r)t/	белдемше	юбка
shorts (n.)	/ʃɔ:(r)ts/	қысқа шалбар	шорты
trousers (n.)	/ˈtraʊzə(r)z/	шалбар	брюки
king (n.)	/kɪŋ/	патша	король
wear (v.)	/weə(r)/	кию	надевать/носить
PLAY AND WRITE		Ойна және жаз	Играй и пиши
coat (n.)	/kəʊt/	пәлте	пальто
jacket (n.)	/ˈdʒækɪt/	күрте	куртка
sandals (n.)	/ˈsænd(ə)lz/	сандалдар	сандалии
boots (n.)	/bu:ts/	етік	сапоги
jumper (n.)	/ˈdʒʌmpə(r)/	жемпір	джерсер
CLIL		Пән мен тілді кіріктіріп оқыту (CLIL)	Предметно-языковое интегрированное обучение (CLIL)
hat (n.)	/hæt/	қалпақ	шляпа
waistcoat (n.)	/ˈweɪs(t),kəʊt/	желетке	жилет
beautiful (adj.)	/ˈbju:təf(ə)l/	әдемі	красивый
colour (n.)	/ˈklʌlə(r)/	түстер	цвета
STORY 2		Оқиға	Рассказ
scarf (n.)	/skɑ:(r)f/	мойынорағыш	шарф
gloves (n.)	/glʌvz/	қолғап	перчатки
MODULE 5		Модуль 5	Модуль 5
MY FREE TIME		Бос уақытым	Мое свободное время
LET'S START!		Бастайық	Давай начнем
dance (v.)	/dɑ:ns/	билеу	танцевать
talk (v.)	/tɔ:k/	сөйлесу	разговаривать
fly (v.)	/flaɪ/	ұшу	летать/полететь
bird (n.)	/bɜ:(r)d/	құс	птица
dog (n.)	/dɒg/	ит	собака
elephant (n.)	/ˈelɪfənt/	піл	слон
BEST FRIENDS		Жан достар	Лучшие друзья
beach (n.)	/bi:tʃ/	жағажай	пляж
go sailing (phr.)	/gəʊ ˈseɪlɪŋ/	желкенді қайықпен жүзу	плавать под парусом

English	Phonetic Transcription	Kazakh	Russian
go windsurfing (phr.)	/gəʊ 'wɪn(d), sɜ:(r)fɪŋ/	винсерфингпен айналысу	заниматься виндсерфингом
go skiing (phr.)	/gəʊ 'ski:ɪŋ/	шаңғымен жүру	кататься на лыжах
go snowboarding (phr.)	/gəʊ 'snəʊ, bɔ:(r)dɪŋ/	сноубордпен жүру	кататься на сноуборде
OUR WORLD		Біздің әлем	Наш мир
ball (n.)	/bɔ:l/	доп	мяч
doll (n.)	/dɒl/	қуыршақ	кукла
car (n.)	/kɑ:(r)/	автокөлік	машина
pink (adj.)	/pɪŋk/	алқызыл, қызғылт	розовый
orange (adj.)	/'ɒrɪndʒ/	қызыл сары	оранжевый
basketball (n.)	/'bɑ:skɪt, bɔ:l/	баскетбол	баскетбол
football (n.)	/'fʊt, bɔ:l/	футбол	футбол
PLAY AND WRITE		Ойна және жаз	Играй и пиши
paint (v.)	/peɪnt/	сурет салу	рисовать
sing (v.)	/sɪŋ/	ән салу	петь
run (v.)	/rʌn/	жүгіру	бегать
jump (v.)	/dʒʌmp/	секіру	прыгать
volleyball (n.)	/'vɒl.i.bɔ:l/	волейбол	волейбол
CLIL		Пән мен тілді кіріктіріп оқыту (CLIL)	Предметно-языковое интегрированное обучение (CLIL)
festival (n.)	/'festɪv(ə)l/	фестиваль	фестиваль
kite (n.)	/'kaɪt/	батпырауық	воздушный змей
eat (v.)	/i:t/	жеу	есть
drink (v.)	/drɪŋk/	ішу	пить
buy (v.)	/baɪ/	сатып алу	покупать
music (n.)	/'mju:zɪk/	музыка	музыка
CULTURE PAGE 3		Мәдениет парақшасы 3	Страница культуры 3
line (n.)	/laɪn/	сызық	линия
bone (n.)	/bəʊn/	сүйек	кость
sheep (n.)	/'ʃi:p/	қой	овца/овцы
hit (v.)	/hɪt/	ұру	ударить
circle (n.)	/'sɜ:(r)k(ə)l/	шеңбер	круг
inside (prep.)	/'ɪn,saɪd/	(бір нәрсенің) ішінде	в (чем-либо)
out of (prep.)	/aʊt əv/	(бір нәрсенің) ішінен	из (чего-либо)
MODULE 6		Модуль 6	Модуль 6
HEALTH		Денсаулық	Здоровье
LET'S START!		Бастайық	Давай начнем
nose (n.)	/nəʊz/	мұрын	нос
mouth (n.)	/maʊθ/	ауыз	рот
ear (n.)	/ɪə(r)/	құлақ	ухо
tooth (n.)	/tu:θ/	тіс	зуб
teeth (n.)	/'ti:θ/	тістер	зубы
foot (n.)	/fʊt/	аяқ	ступня
feet (n.)	/'fi:t/	аяқтар	ступни

WORDLIST

English	Phonetic Transcription	Kazakh	Russian
BEST FRIENDS		Жан достар	Лучшие друзья
chicken (n.)	/ˈtʃɪkɪn/	тауық еті	куриное мясо
egg (n.)	/eg/	жұмыртқа	яйцо
salad (n.)	/ˈsæləd/	салат	салат
fish (n.)	/fɪʃ/	балық	рыба
rice (n.)	/raɪs/	күріш	рис
meat (n.)	/mi:t/	ет	мясо
soup (n.)	/su:p/	сорпа	суп
OUR WORLD		Біздің әлем	Наш мир
cheese (n.)	/tʃi:z/	ірімшік	сыр
carrots (n.)	/ˈkær.əts/	сәбіз	морковь
potatoes (n.)	/pəˈteɪtəʊz/	картоп	картофель
noodles (n.)	/ˈnu:d(ə)lz/	кеспе	лапша
beans (n.)	/bi:nz/	бұршақ	бобы
sauce (n.)	/sɔ:s/	тұздық	соус
onions (n.)	/ˈʌnjənz/	пияз	лук
PLAY AND WRITE		Ойна және жаз	Играй и пиши
pizza (n.)	/ˈpi:t.sə/	пицца	пицца
burger (n.)	/ˈbɜ:(r)gə(r)/	бургер	бургер
pasta (n.)	/ˈpæstə/	паста	паста
fridge (n.)	/frɪdʒ/	тоңазытқыш	холодильник
CLIL		Пән мен тілді кіріктіріп оқыту (CLIL)	Предметно-языковое интегрированное обучение (CLIL)
fruit (n.)	/fru:t/	жеміс	фрукт
sweets (n.)	/swi:ts/	тәттілер	сладости
vegetables (n.)	/ˈvedʒtəb(ə)lz/	көкөністер	овощи
bread (n.)	/bred/	нан	хлеб
milk (n.)	/mɪlk/	сүт	молоко
STORY 3		Оқиға	Рассказ
lake (n.)	/leɪk/	көл	озеро
duck (n.)	/dʌk/	үйрек	утка
zoo (n.)	/zu:/	хайуанаттар бағы	зоопарк
bear (n.)	/beə(r)/	аю	медведь
see (v.)	/si:/	көру	видеть
MODULE 7 BUILDINGS		МОДУЛЬ 7 ҒИМАРАТТАР	МОДУЛЬ 7 ЗДАНИЯ
LET'S START!		Бастайық	Давай начнем
lamp (n.)	/læmp/	шам	лампа
TV (n.)	/ˈti:vi:/	теледидар	телевизор
wardrobe (n.)	/ˈwɔ:(r)drəʊb/	киім ілетін шкаф	шкаф для одежды
rug (n.)	/rʌg/	кілемше	коврик
BEST FRIENDS		Жан достар	Лучшие друзья
bedroom (n.)	/ˈbedru:m/	ұйықтайтын бөлме	спальня
living room (n.)	/ˈlɪvɪŋ ru:m/	қонақ бөлмесі	гостиная

English	Phonetic Transcription	Kazakh	Russian
bathroom (n.)	/ˈbɑːθ, ru:m/	жуынатын бөлме	ванная
kitchen (n.)	/ˈkɪtʃən/	ас үй	кухня
garden (n.)	/ˈgɑ:(r)d(ə)n/	бақша	сад
OUR WORLD		Біздің әлем	Наш мир
shelf (n.)	/ʃelf/	сөре	полка
guitar (n.)	/gɪˈtɑ:(r)/	гитара	гитара
computer (n.)	/kəmˈpjʊ:tə(r)/	компьютер	компьютер
skateboard (n.)	/ˈskeɪt,bɔ:(r)d/	скейтборд	скейтборд
pillow	/ˈpɪləʊ/	жастық	подушка
PLAY AND WRITE		Ойна және жаз	Играй и пиши
museum (n.)	/mju:ˈzi:əm/	мұражай	музей
restaurant (n.)	/ˈrest(ə)rɒnt/	мейрамхана	ресторан
amusement park (n.)	/əˈmju:zmənt pɑ:(r)k/	ойын-сауық саябағы	парк развлечений
cinema (n.)	/ˈsɪnəmə/	кинотеатр	кинотеатр
twenty (num.)	/ˈtwenti/	жиырма	двадцать
twenty-one (num.)	/ˈtwenti wʌn/	жиырма бір	двадцать один
twenty-two (num.)	/ˈtwenti tu:/	жиырма екі	двадцать два
twenty-three (num.)	/ˈtwenti θri:/	жиырма үш	двадцать три
twenty-four (num.)	/ˈtwenti fɔ:(r)/	жиырма төрт	двадцать четыре
twenty-five (num.)	/ˈtwenti faɪv/	жиырма бес	двадцать пять
twenty-six (num.)	/ˈtwenti sɪks/	жиырма алты	двадцать шесть
twenty-seven (num.)	/ˈtwenti ˈsev(ə)n/	жиырма жеті	двадцать семь
twenty-eight (num.)	/ˈtwenti eɪt/	жиырма сегіз	двадцать восемь
twenty-nine (num.)	/ˈtwenti naɪn/	жиырма тоғыз	двадцать девять
thirty (num.)	/ˈθɜ:(r)ti/	отыз	тридцать
forty (num.)	/ˈfɔ:(r)ti/	қырық	сорок
fifty (num.)	/ˈfɪfti/	елу	пятьдесят
sixty (num.)	/ˈsɪksti/	алпыс	шестьдесят
seventy (num.)	/ˈsev(ə)nti/	жетпіс	семьдесят
eighty (num.)	/ˈeɪti/	сексен	восемьдесят
ninety (num.)	/ˈnaɪnti/	тоқсан	девяносто
a hundred (num.)	/ə ˈhʌndrəd/	жүз	сто
CLIL		Пән мен тілді кіріктіріп оқыту (CLIL)	Предметно-языковое интегрированное обучение (CLIL)
city (n.)	/ˈsɪti/	қала	город
shop (n.)	/ʃɒp/	дүкен	магазин
stadium (n.)	/ˈsteɪdiəm/	стадион	стадион
opera house (n.)	/ˈɒp(ə)rə haʊs/	опера театры	оперный театр
CULTURE PAGE 4		Мәдениет парақшасы 4	Страница культуры 4
have a picnic (phr.)	/hæv ə ˈpɪknɪk/	пикникке бару	устроить пикник
take a walk (phr.)	/teɪk ə wɔ:k/	жүру	прогуляться
fountain (n.)	/ˈfaʊntɪn/	субұрқақ	фонтан
flowers (n.)	/ˈflaʊə(r)z/	гүлдер	цветы

WORDLIST

English	Phonetic Transcription	Kazakh	Russian
lights (n.)	/laɪts/	жарықтар	свет
MODULE 8 FAMILY HOLIDAYS		МОДУЛЬ 8 ОТБАСЫЛЫҚ МЕЙРАМДАР	МОДУЛЬ 8 СЕМЕЙНЫЕ ПРАЗДНИКИ
LET'S START!		Бастайық	Давай начнем
island (n.)	/'aɪlənd/	арал	остров
village (n.)	/'vɪlɪdʒ/	ауыл	деревня
go hiking (phr.)	/gəʊ 'haɪkɪŋ/	жаяу серуенге шығу	выйти на пешую прогулку
go fishing (phr.)	/gəʊ 'fɪʃɪŋ/	балық аулауға бару	пойти на рыбалку
go mountain climbing (phr.)	/gəʊ 'maʊntɪn 'klaɪmɪŋ/	шыңға өрмелеу	заняться скалолазанием
BEST FRIENDS		Жан достар	Лучшие друзья
party (n.)	/'pa:(r)ti/	сауық кеші	вечеринка
take photos (phr.)	/teɪk 'fəʊtəʊz/	суретке түсіру	фотографировать
present (n.)	/'prez(ə)nt/	сыйлық	подарок
star (n.)	/'stɑ:(r)/	жұлдыз	звезда
home (n.)	/'həʊm/	үй	дом
OUR WORLD		Біздің әлем	Наш мир
plane (n.)	/'pleɪn/	ұшақ	самолет
bus (n.)	/'bʌs/	автобус	автобус
train (n.)	/'treɪn/	пойыз	поезд
ship (n.)	/'ʃɪp/	кеме	корабль
feed the animals (phr.)	/'fi:d ði: 'æɪnɪm(ə)ls/	жануарларға тамақ беру	кормить животных
PLAY AND WRITE		Ойна және жаз	Играй и пиши
postcard (n.)	/'pəʊs(t), kɑ:(r)d/	ашықхат	открытка
mug (n.)	/'mʌg/	саптыаяқ	кружка
sunglasses (n.)	/'sʌŋ, glɑ:sɪz/	күннен қорғайтын көзілдірік	солнцезащитные очки
map (n.)	/'mæp/	карта	карта
pound (n.)	/'paʊnd/	фунт	фунт
CLIL		Пән мен тілді кіріктіріп оқыту (CLIL)	Предметно-языковое интегрированное обучение (CLIL)
tenge (n.)	/'teŋge/	теңге	тенге
dollar (n.)	/'dɒlə(r)/	доллар	доллар
STORY 4		Оқиға	Рассказ
turtle (n.)	/'tɜ:(r)t(ə)l/	тасбақа	черепаха
lizard (n.)	/'lɪzə(r)d/	кесіртке	ящерица
EARTH DAY		Жер Күні	День Земли
help (v.)	/'help/	Көмектесу	Помогать/помочь
Earth	/'z:(r)θ/	Жер	Земля
recycle	/'ri: 'saɪk(ə)l/	Қайта өңдеу	Перерабатывать
turn off	/'tɜ:(r)n ɒf/	Өшіру	Выключить
water (n.)	/'wɔ:tə(r)/	Су	Вода

**Top Stars 3 for Kazakhstan
Student's Book**

H. Q. Mitchell - Marileni Malkogianni - Konstantina Vasileiou

Published by: **MM Publications**

www.mmpublications.com

info@mmpublications.com

Offices

UK Chile China Cyprus Greece Hungary Korea Poland Türkiye USA

Associated companies and representatives throughout the world.

Copyright © 2024 MM Publications

All rights reserved. No part of this publication may be reproduced, stored in a retrieval system or transmitted in any form or by any means, electronic, mechanical, photocopying, recording or otherwise, without permission in writing from the publishers.

We would like to thank Shutterstock and 123RF for permission to reproduce copyright photographs.

The publishers have tried to contact all copyright holders, but in cases where they may have failed, they will be pleased to make the necessary arrangements at the first opportunity.

Produced in the EU



in accordance
with the English
Language Curriculum
in Kazakhstan.



For students:

- Student's Book
- Alphabet Book
- Workbook
- Student's Digital Material

For teachers:

- Teacher's Book
- Class Audio Material
- Interactive Whiteboard Material
- Flashcards (included in the
Interactive Whiteboard Material)

For more information on our components,
visit our website www.mmpublications.com

CEFR

A1	A2	B1	B2	C1	C2
----	----	----	----	----	----



ISBN: 978-618-05-7217-9

